

BMW 2015-16 M235i xDrive

PRECAUTIONS

Before disconnecting battery, turn off ignition and other electrical loads/consumers to prevent sparking when reconnecting. If ignition is not turned off when battery is disconnected, fault memories may be set in some control units.

Do not under any circumstances pull or lever off safety battery terminal by force.

There is a danger of mixing up battery cables. If battery positive and ground leads are same color and you are in doubt, follow polarity to battery, then mark and cover leads.

The on-board computer and clock may lose data.

BATTERY R&R

Removal

1. Lift luggage compartment floor.
2. Loosen nut (1), then pull off battery ground lead (2) and IBS in an upward direction, place to one side and secure, **Fig. 1**. Do not under any circumstances use force to pull off ground terminal.
3. Fold up cover (1) on safety battery terminal (2), **Fig. 2**.
4. Loosen nut (3), then remove safety battery terminal (2) toward top, lay to one side and fix in position, **Fig. 2**. Nut (4) must not be loosened or released.
5. Unscrew battery retaining bracket nuts (1), **Fig. 3**.
6. Remove retaining brackets (2), **Fig. 3**.
7. Release vent hose (3), **Fig. 3**.
8. Remove battery crash pad (4) toward top, **Fig. 3**.
9. Release screw (1) and remove battery holder (2), **Fig. 4**.
10. Remove battery.




Fig. 1 Ground cable connection location at battery




Fig. 2 Positive cable connection at battery

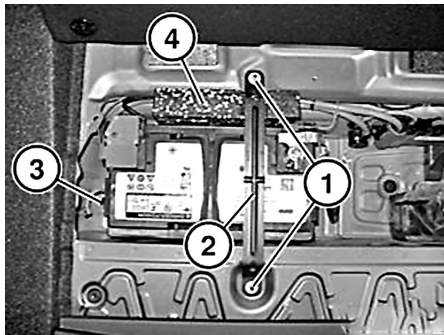


Fig. 3 Battery retaining bracket nut locations




Fig. 4 Battery hold down fastener location

Installation

1. Reverse procedure to install.
2. Verify that battery is correctly seated in mounting.
3. Always route battery vent line (1) at a downhill gradient outward to prevent

- any siphoning action, **Fig. 5**.
4. **Torque** battery cable terminal fasteners to 44 inch lbs.
5. **Torque** battery holder nut to 53 inch lbs.

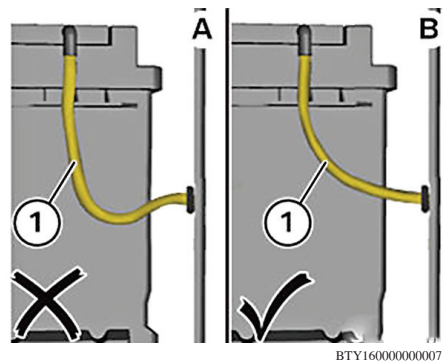


Fig. 5 Battery vent installation routing

The material herein may not be used without the prior express written permission of the copyright holder, including, but not limited to reproduction or transmission in any form by any means such as electronic, mechanical, photocopying, recording or otherwise; nor may it be stored on any retrieval system of any nature.

"The data reported herein has been compiled from authoritative sources. While every effort is made by the analysts to attain accuracy, manufacturing changes as well as typographical errors and omissions may occur on occasion. The publisher cannot be responsible nor does it assume any responsibility whatsoever for such omissions, errors or changes."

MOTOR INFORMATION SYSTEMS
MOTOR is a trademark of Hearst Business Publishing, Inc.
A Unit of Hearst Corporation
1301 W. Long Lake, Suite 300
Troy, MI 48098

Copyright © 2016 MOTOR Information Systems, a division of Hearst Business Publishing, Inc. All rights reserved.
